

Instara App Download Guide

I. Scan the QR code in the product user manual or below to obtain the installation link. The link will automatically detect your mobile device's operating system and redirect you to the appropriate application store (such as Google Play or App Store).



Scan the QR code to download the App and follow the App's prompts to complete registration and information settings. Allow all permissions requested by the App.

II. For users in certain regions, the app may be temporarily unavailable or fail to install due to app store listing restrictions. Please follow the instructions below:

China or regions where the APP cannot be installed properly:

Android:

Scan the QR code to download the Instara APP

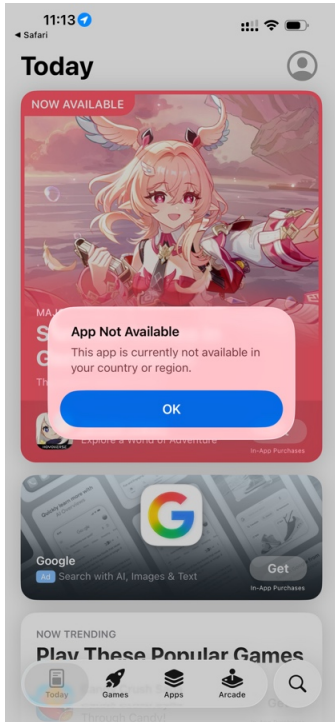
iOS:

Step 1: Download the TestFlight App from Apple App Store

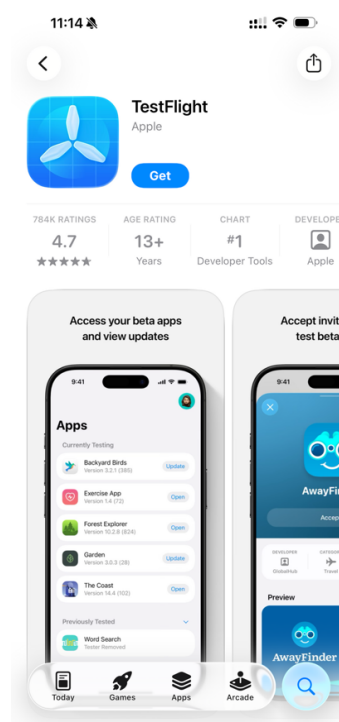
Step 2: Scan the QR code to download the Instara App



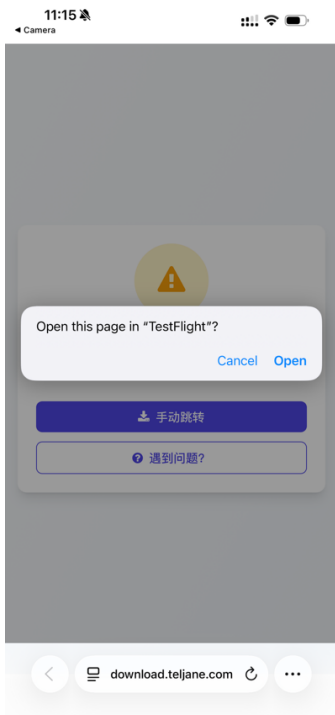
- If you are an Android user, please scan the QR code above to be redirected to a webpage where you can download the .apk file to complete the installation of the Instara app.
- If you are an iOS user, please first download TestFlight, then scan the QR code above to complete the installation of the app.



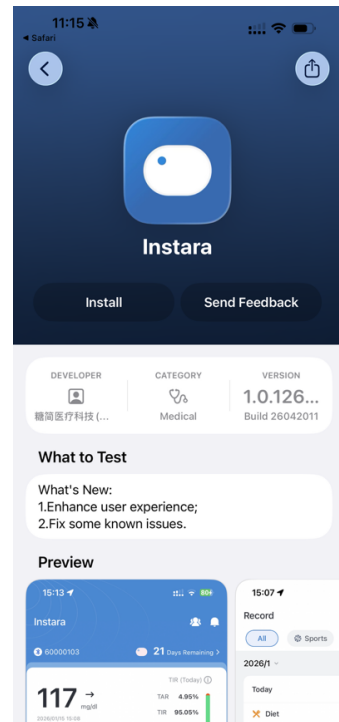
i. If you receive a reminder stating “App Not Available in your country or region”



ii. Download TestFlight from App Store



iii. Scan the QR code and choose to open this page in TestFlight



iv. Download the latest Instara App from TestFlight